



MAHILA ARTS COLLEGE

Vidhyanagari, Motipura Himatnagar.

Managed by

Vishvamangalam Kelvani Mandal, Himatnagar.

Pri. Dr. K. L. Patel

NAAC GRADE - B

Ref. No.

Date : / /201

Action Taken Report of Feedback 18-19

Feed Back Committee

Dr Dixa Savla – In Charge.

Dr R J Joshi-Member

Dr K V Ganvit-Member


Dr V G Patel-Member

We have collected feedbacks from students of our institution after analyzing the feedback our Principal, IQAC committee and President of management has organised a meeting and made some resolutions for the development of teaching facility-curricular activities and some infrastructure facility in our institution to be followed given below.

- Making separate arrangements for parking.
- Giving priority to facilities like canteen for students.
- Organization of small courses on women empowerment like beauty parlour, mehndi, kite making, home industry should be given priority.
- Due to the issue of bus during the first hour, it is not possible to reach on time, so changing the time of the first lecture.
- It is desirable to plant more trees in the campus.
- Arranging smart boards in class, increasing ICT room.
- Improving the celebration of various days in the college.



25/11/19
25/11/19
21/11/19
6/11/19


Principal
Mahila Arts College
Motipura, Himatnagar

Vidhyanagari, Motipura, Himatnagar - 383001 Dist. S.K. (Gujarat)

Phone : 02772 (O) - 244622 (R) - 233780

E-mail : mahilaartscollege@rediff.com Website : www.vidhyanagari.org



MAHILA ARTS COLLEGE

Vidhyanagari, Motipura Himatnagar.

Managed by

Vishvamangalam Kelvani Mandal, Himatnagar.

Pri. Dr. K. L. Patel

NAAC GRADE - B

Date : / /201

Ref. No.

Action Taken Report of Feedback 19-20

Feed Back Committee

Dr Dixa Savla – In Charge.

Dr R J Joshi-Member

Dr K V Ganvit-Member

Dr V G Patel-Member

We have collected feedbacks from students of our institution after analyzing the feedback our Principal, IQAC committee and President of management has organised a meeting and made some resolutions for the development of teaching facility-curricular activities and some infrastructure facility in our institution to be followed given below.

- Arranging for indoor games.
- Teachers should gradually increase the ICT platform for education.
- It is very important to organize self-defense training for women safety.
- It is highly desirable to organize employment-oriented training classes among the students every year.
- To make efforts to organize online activities like Mehndi, Decoration Competition, Eco Friendly Ganapati, Gurupurnima Parva celebrations and learning various arts in next year.



[Handwritten Signature]
Principal
Mahila Arts College
Motipura, Himatnagar

Vidhyanagari, Motipura, Himatnagar - 383001 Dist. S.K. (Gujarat)

Phone : 02772 (O) - 244622 (R) - 233780

E-mail : mahilaartscollege@rediff.com Website : www.vidhyanagari.org



MAHILA ARTS COLLEGE

Vidhyanagari, Motipura Himatnagar.

Managed by
Vishvamangalam Kelvani Mandal, Himatnagar.

NAAC GRADE - B

Pri. Dr. K. L. Patel

Ref. No.

Date : / /201

Action Taken Report of Feedback 20-21

Feed Back Committee

Dr Dixa Savla – In Charge.

Dr R J Joshi-Member

Dr K V Ganvit-Member

Dr V G Patel-Member

We have collected feedbacks from students of our institution after analyzing the feedback our Principal, IQAC committee and President of management has organised a meeting and made some resolutions for the development of teaching facility-curricular activities and some infrastructure facility in our institution to be followed given below.

- Sports like volleyball, cricket need to be encouraged more.
- To arrange Internet in the library.
- Since it is a women's college, it is very necessary to arrange sanitary pads machine.
- It is more desirable that the students should be given a visit to the educational places of different company factories as well as a tour to historical places.



21/06/21
20/21
12/06/21

[Signature]
Principal
Mahila Arts College
Motipura, Himatnagar

Vidhyanagari, Motipura, Himatnagar - 383001 Dist. S.K. (Gujarat)

Phone : 02772 (O) - 244622 (R) - 233780

E-mail : mahilaartscollege@rediff.com Website : www.vidhyanagari.org



MAHILA ARTS COLLEGE

Vidhyanagari, Motipura Himatnagar.

Managed by

Vishvamangalam Kelvani Mandal, Himatnagar.

Pri. Dr. K. L. Patel

NAAC GRADE - B

Ref. No.

Date : / /201

Action Taken Report of Feedback 21-22

Feed Back Committee

Dr Dixa Savla – In Charge.

Dr R J Joshi-Member

Dr K V Ganvit-Member

Dr V G Patel-Member

We have collected feedbacks from students of our institution after analyzing the feedback our Principal, IQAC committee and President of management has organised a meeting and made some resolutions for the development of teaching facility-curricular activities and some infrastructure facility in our institution to be followed given below.

- To provide the facility of Wi-Fi system in the campus to the students.
- As the effects of helminths are visible in the students, arrange drops as a treatment and distribute them to the students.
- The use of a mic system or speaker during prayer is highly recommended and news reading and information from the modern world are broadcasted in it is very welcome.
- Painting of the college building will be encouraging for the students.



Handwritten signature and date: 27/3/2022

Handwritten signature
Principal
Mahila Arts Colle
Motipura, Himatnagar

Vidhyanagari, Motipura, Himatnagar - 383001 Dist. S.K. (Gujarat)

Phone : 02772 (O) - 244622 (R) - 233780

E-mail : mahilaartscollege@rediff.com Website : www.vidhyanagari.org



MAHILA ARTS COLLEGE

Vidhyanagari, Motipura Himatnagar.

Managed by

Vishvamangalam Kelvani Mandal, Himatnagar.

Pri. Dr. K. L. Patel

NAAC GRADE - B

Ref. No.

Date : / /201

Action Taken Report of Feedback 22-23

Feed Back Committee

Dr Dixa Savla – In Charge.

Dr R J Joshi-Member

Dr K V Ganvit-Member

Dr V G Patel-Member

We have collected feedbacks from students of our institution after analyzing the feedback our Principal, IQAC committee and President of management has organised a meeting and made some resolutions for the development of teaching facility-curricular activities and some infrastructure facility in our institution to be followed given below.

- Organizing sports like football, volleyball, cricket among sports to participate in university-sport competition.
- Separate parking for students should be arranged.
- Development of canteen parking system.
- Conducting health awareness programs and women's religion awareness programs for students.
- According to the information received at the time of blood donation among the students, as a measure to remedy the deficiency of iron element, distribution of iron tablets and distribution of other necessary materials
- It is desirable to add new books and magazines in the library every year



*Call 25mm 2/1/23
18706123*

[Signature]
Principal
Mahila Arts College
Motipura, Himatnagar

Vidhyanagari, Motipura, Himatnagar - 383001 Dist. S.K. (Gujarat)

Phone : 02772 (O) - 244622 (R) - 233780

E-mail : mahilaartscollege@rediff.com Website : www.vidhyanagari.org



MAHILA ARTS COLLEGE

Vidhyanagari, Motipura Himatnagar.

Managed by
Vishvamangalam Kelvani Mandal, Himatnagar.



Pri. Dr. Kanaiyalal. L. Patel

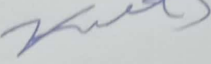

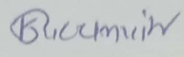

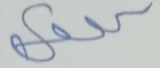

Ref. No. 2018

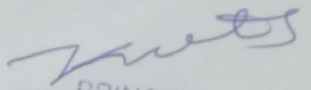
Date : 28 / 06 / 2018

ફીડબેક કમિટી

(Feed Back Committee)

[Year 2018-19]

- Principal. Dr. K.L Patel 
- Dr. R.J Joshi 
- Dr. K.V Ganvit 
- Prof. V.G Patel 
- Dr. A.S Patel 
- Dr. B.L.Patel 


PRINCIPAL
MAHILA ARTS COLLEGE
MOTIPURA, HIMATNAGAR

Vidhyanagari, Motipura Baypas Road, Himatnagar - 383001 Dist. S.K. (Gujarat)
Phone : 02772 (O) - 244622 (Mo) 99255 31707
E-mail : macvidhyanagari@gmail.com Website : www.mahilaartshimatnagar.org





MAHILA ARTS COLLEGE

Vidhyanagari, Motipura Himatnagar.

Managed by
Vishvamangalam Kelvani Mandal, Himatnagar.



Pri. Dr. Kanaiyalal. L. Patel

Ref. No. 302

Date : 28 / 06 / 2019

☐ ફીડબેક કમિટી


(Feed Back Committee)

[Year 2019-20]

- Principal. Dr. K.L Patel
- Dr. R.J Joshi
- Dr. K.V Ganvit
- Prof. V.G Patel
- Dr. A.S Patel
- Dr. B.L Patel
- Dr. D.K Bhoya

PRINCIPAL
MAHILA ARTS COLLEGE
MOTIPURA, HIMATNAGAR

Vidhyanagari, Motipura Baypas Road, Himatnagar - 383001 Dist. S.K. (Gujarat)
Phone : 02772 (O) - 244622 (Mo) 99255 31707
E-mail : macvidhyanagari@gmail.com Website : www.mahilaartshimatnagar.org



FEEDBACK SUMMARY - 2019-20

Sr.No	Criteria	Level of Satisfaction %
1	Syllabus covered in class	99.56 %
2	Teacher Preparation for class	100 %
3	Teacher Communication and Approach	100.0%
4	Internal Evaluation Process	94.69 %
5	Teacher Student interaction	99.56 %
6	Institution in provide Multiple Opportunities to learn and grow	98.23 %
7	Institute and teacher use centric method participative learning	89.38 %
8	Teacher encourage participant in extracurricular activities	98.23 %
9	Institute and teacher inculcate soft skill life and employability	98.68 %
10	Teacher use ICT tools	97.34 %
11	Teacher identify your weakness and help to overcome	97.78 %


Analysis of Student Satisfaction Survey

1. Syllabus covered in class

Sr. No.	Objects	Frequency	Percentage	Valid Percentage	Cumulative Percentage
1	85 to 100%	155	68.58	68.58	68.58
2	70 to 84%	68	30.09	30.09	98.67
3	55 to 69%	2	0.89	0.89	99.56
4	30 to 54%	01	0.44	0.44	100%
5		226	100	100	

2. Teacher Preparation for class

Sr. No.	Objects	Frequency	Percentage	Valid Percentage	Cumulative Percentage
1	Thoroughly	148	65.49	65.49	65.49
2	Satisfactorily	78	34.51	34.51	100%
3	Poorly	-	-	-	-
4	Indifferently	-	-	-	-
5		201	100	100	



3. Teacher Communicate and Approach

Sr. No.	Objects	Frequency	Percentage	Valid Percentage	Cumulative Percentage
1	excellent	173	76.55	76.55	76.55%
2	Very good	53	23.45	23.45	100%
3	Good	-	-	-	-
4	Fair	-	-	-	-
5		201	100	100	

4. Internal Evaluation Process


Sr. No.	Objects	Frequency	Percentage	Valid Percentage	Cumulative Percentage
1	Always fair	214	94.69	94.69	94.69%
2	Usually fair				
3	Sometimes unfair				
4	Usually unfair	12	5.31	5.31	100%
5		201	100	100	

5. The teacher & student Interaction

Sr. No.	Objects	Frequency	Percentage	Valid Percentage	Cumulative Percentage
1	Regularly	213	94.25	94.25	94.25%
2	Often	12	5.31	5.31	99.56%
3	Sometimes				
4	Rarely	01	0.44	0.44	100%
5		201	100	100	

6. Institution in provide Multiple Opportunities to learn and grow

Sr. No.	Objects	Frequency	Percentage	Valid Percentage	Cumulative Percentage
1	Significantly	204	90.27	90.27	90.27%
2	Very well	18	7.96	7.96	98.23%
3	Moderately	-	-	-	-
4	Marginally	04	01.77	01.77	100%
5		201	100	100	



7. Institute and teacher use centric method participative learning

Sr. No.	Objects	Frequency	Percentage	Valid Percentage	Cumulative Percentage
1	To great Extent	202	89.38	89.38	89.38%
2	Moderate	-	-	-	-
3	Some what	-	-	-	-
4	Very little	24	10.62	10.62	100%
5		201	100	100	

8. Teacher encourage participant in extracurricular activities


Sr. No.	Objects	Frequency	Percentage	Valid Percentage	Cumulative Percentage
1	Strongly agree	197	87.17	87.17	87.17%
2	Agree	25	11.06	11.06	98.23%
3	Neutral	-	-	-	-
4	Disagree	04	1.77	1.77	100%
5		201	100	100	

9. Institute and teacher inculcate soft skill life and employability

Sr. No.	Objects	Frequency	Percentage	Valid Percentage	Cumulative Percentage
1	To a Great Extent	180	79.65	79.65	79.65%
2	Moderate	43	19.03	19.03	98.68%
3	Some what	-	-	-	-
4	Very little	3	1.32	1.32	100%
5		201	100	100	


10 Teacher use ICT tools

Sr. No.	Objects	Frequency	Percentage	Valid Percentage	Cumulative Percentage
1	Above 90%	162	71.68	71.68	71.68%
2	70 to 89%	52	23	23	94.68%
3	50 to 69%	6	2.65	2.65	97.34%
4	30 to 49%	6	2.66	2.66	100%
5		201	100	100	



10. Teacher Identify Your weakness and help over come

Sr. No.	Objects	Frequency	Percentage	Valid Percentage	Cumulative Percentage
1	Every time	199	88.05	88.05	88.05%
2	Usually	22	9.73	9.73	97.78%
3	Some time	-	-	-	-
5	SOME	22	2.22	2.22	100%
5		201	100	100	



ALUMINI

FEEDBACK SUMMARY - 2019-20

Sr.No	Criteria	Level of Satisfaction %
1	Academic enviroment	100%
2	Admission process	94.19%
3	Library facilities of college	94.28 %
4	Facility who provided college	90%
5	Teacher preparation of lactures	95.71%
6	Teacher dealing with students	85.71%
7	General evolution of college	91.43%
8	Teachers easily guidance	95.71%
9	Lectures delivered regularlu	92.86 %
10	Feedback rating	88.57 %


Analysis of ALUMINI Satisfaction Survey

1 ACADEMIC ENVIRONMENT

Sr. No.	VALID	Frequency	Percentage	Valid Percentage	Cumulative Percentage
1	EXCELLENT	50	71.43	71.43	71.43
2	BEST	14	20	20	91.43
3	GOOD	6	8.57	8.57	100
4	EVERAGE	-	-	-	-
5	TOTAL	70	100	100	

2 ADMISSION PROCESS

Sr. No.	VALID	Frequency	Percentage	Valid Percentage	Cumulative Percentage
1	EXCELLENT	55	78.57	78.57	78.57
2	BEST	11	15.72	15.72	94.19
3	GOOD	-	-	-	-
4	EVERAGE	4	5.71	5.71	100
5	TOTAL	70	100	100	



3 INFRA FACILITY

Sr. No.	VALID	Frequency	Percentage	Valid Percentage	Cumulative Percentage
1	EXCELLENT	45	64.28	64.28	64.28
2	BEST	15	21.43	21.43	85.71
3	GOOD	6	8.57	8.57	94.28
4	EVERAGE	4	5.72	5.72	100
5	TOTAL	70	100	100	

4 FACILITY WHO PROVIDED COLLEGE


Sr. No.	VALID	Frequency	Percentage	Valid Percentage	Cumulative Percentage
1	EXCELLENT	48	68.57	68.57	68.57
2	BEST	12	17.14	17.14	85.71
3	GOOD	3	4.29	4.29	90
4	EVERAGE	7	10	10	100
5	TOTAL	70	100	100	

5 TEACHER PREPARATION LACTURE

Sr. No.	VALID	Frequency	Percentage	Valid Percentage	Cumulative Percentage
1	EXCELLENT	53	75.71	75.71	75.71
2	BEST	12	17.14	17.14	92.85
3	GOOD	2	2.86	2.86	95.71
4	EVERAGE	3	4.29	4.29	100
5	TOTAL	70	100	100	

6 TEACHER DEALING WITH STUDENTS

Sr. No.	VALID	Frequency	Percentage	Valid Percentage	Cumulative Percentage
1	EXCELLENT	52	74.28	74.28	74.28
2	BEST	3	4.29	4.29	78.57
3	GOOD	5	7.14	7.14	85.71
4	EVERAGE	10	14.29	14.29	100
5	TOTAL	70	100	100	



7 GENERAL EVALUATION OF THE COLLEGE

Sr. No.	VALID	Frequency	Percentage	Valid Percentage	Cumulative Percentage
1	EXCELLENT	50	71.43	71.43	71.43
2	BEST	11	15.72	15.72	87.15
3	GOOD	3	4.28	4.28	91.43
4	EVERAGE	6	8.57	8.57	100
5	TOTAL	70	100	100	

8 TEACHR EASILY GUIDENCE

Sr. No.	VALID	Frequency	Percentage	Valid Percentage	Cumulative Percentage
1	EXCELLENT	65	92.85	92.85	92.85
2	BEST	1	1.43	1.43	94.28
3	GOOD	1	1.43	1.43	95.71
4	EVERAGE	3	4.29	4.29	100
5	TOTAL	70	100	100	

9 LACTURES DELEVERED REGULARLY

Sr. No.	VALID	Frequency	Percentage	Valid Percentage	Cumulative Percentage
1	YES	60	85.70	85.70	85.70
2	SOME ONE	5	7.15	7.15	92.86
3	NO	5	7.15	7.15	100
4	TOTAL	70	100	100	

10 FEED BACK RATING

Sr. No.	VALID	Frequency	Percentage	Valid Percentage	Cumulative Percentage
1	5	39	55.71	55.71	55.71
2	4	6	8.57	8.57	64.28
3	3	9	12.86	12.86	77.14
4	2	8	11.43	11.43	88.57
5	1	8	11.43	11.43	100



PARENTS

FEEDBACK SUMMARY - 2019-20

Sr.No	Criteria	Level of Satisfaction %
1	ADMINISTRATIVE WORK	86 %
2	VARIOUS PROGRAMES & NOTICE	94%
3	INFRA FACILITIES	94 %
4	FACILITIES OF LIBRARY	92%
5	BASIC REQUIREMENT..TOILET,WATER...ETC	88%
6	SPORTS FACILITIES	82%
7	FACILITIES OF COMPUTER INTERNET...AUDIO-VIDEO	84%
8	BEHAVIOUR & CO-OPERATION PROFF.-STUDENTS	96%
9	BEHAVIOUR OF ADMINISTRATIVE STAFF-STUDENTS	84 %
10	OVER ALL REVIEW ABOUT INSTITUTE	96 %


1 ADMINISTRATIVE WORK

Sr. No.	VALID	Frequency	Percentage	Valid Percentage	Cumulative Percentage
1	EXCELLENT	40	80	80	80
2	BEST	2	4	4	84
3	GOOD	1	2	2	86
4	EVERAGE	7	14	14	100
5	TOTAL	50	100	100	

1

2 VARIOUS PROGRAMMES & NOTICE

Sr. No.	VALID	Frequency	Percentage	Valid Percentage	Cumulative Percentage
1	EXCELLENT	45	90	90	90
2	BEST	1	2	2	92
3	GOOD	1	2	2	94
4	EVERAGE	3	6	6	100
5	TOTAL	50	100	100	



3 INFRASTRUCTURAL FACILITY

Sr. No.	VALID	Frequency	Percentage	Valid Percentage	Cumulative Percentage
1	EXCELLENT	44	88	88	88
2	BEST	2	4	4	92
3	GOOD	1	2	2	94
4	EVERAGE	3	6	6	100
5	TOTAL	50	100	100	

4 FACILITY OF LIBRARY


Sr. No.	VALID	Frequency	Percentage	Valid Percentage	Cumulative Percentage
1	EXCELLENT	43	86	86	86
2	BEST	1	2	2	88
3	GOOD	2	4	4	92
4	EVERAGE	4	8	8	100
5	TOTAL	50	100	100	

5 BASIC REQUIREMENT TOILET- WATER

Sr. No.	VALID	Frequency	Percentage	Valid Percentage	Cumulative Percentage
1	EXCELLENT	39	78	78	78
2	BEST	4	8	8	86
3	GOOD	1	2	2	88
4	EVERAGE	6	12	12	100
	TOTAL	50	100	100	

6 SPORTS FACILITIES

Sr. No.	Objects	Frequency	Percentage	Valid Percentage	Cumulative Percentage
1	EXXELENT	38	76	76	76
2	BEST	1	2	2	78
3	GOOD	2	4	4	82
4	EVERAGE	9	18	18	100
5	TOTAL	50	100	100	



7 FACILITIES OF COMPUTER INTERNET-AUDIO-VIDEO...

Sr. No.	VALID	Frequency	Percentage	Valid Percentage	Cumulative Percentage
1	EXCELLENT	40	80	80	80
2	BEST	1	2	2	82
3	GOOD	1	2	2	84
4	EVERAGE	8	16	16	100
5	TOTAL	50	100	100	

8 BEHAVIOUR & CO-OPERATION PROFF.-STUDENTS

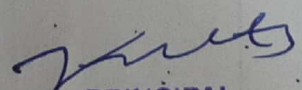
Sr. No.	VALID	Frequency	Percentage	Valid Percentage	Cumulative Percentage
1	EXCELLENT	45	90	90	90
2	BEST	1	2	2	92
3	GOOD	2	4	4	96
4	EVERAGE	2	4	4	100
5	TOTAL	50	100	100	

9 BEHAVIOUR OF ADMINISTRATIV STAFF-STUDENTS

Sr. No.	VALID	Frequency	Percentage	Valid Percentage	Cumulative Percentage
1	EXCELLENT	39	78	78	78
2	BEST	1	2	2	80
3	GOOD	2	4	4	84
4	EVERAGE	8	16	16	100
5	TOTAL	50	100	100	

10 OVER ALL REVIEW ABOUT INSTITUTE

Sr. No.	VALID	Frequency	Percentage	Valid Percentage	Cumulative Percentage
1	EXCELLENT	44	88	88	88
2	BEST	2	4	4	92
3	GOOD	2	4	4	96
4	EVERAGE	2	4	4	100
5	TOTAL	50	100	100	


 PRINCIPAL
 MAHILA ARTS COLLEGE
 MOTIPURA, HIMATNAGAR



MAHILA ARTS COLLEGE

Vidhyanagari, Motipura Himatnagar.

Managed by
Vishvamangalam Kelvani Mandal, Himatnagar.



Pri. Dr. Kanaiyalal. L. Patel

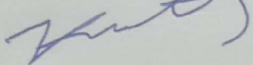


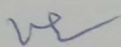


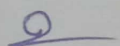
Ref. No. 32


Date : 29 / 06 / 2020

☐ ફીડબેક કમિટી

(Feed Back Committee)


[Year 2020-21]

- Principal. Dr. K.L Patel 
- Dr. R.J Joshi 
- Dr. K.V Ganvit 
- Prof. V.G Patel 
- Dr. A.S Patel 
- Dr. B.L. Patel 
- Dr. D.K Bhoya 


PRINCIPAL
MAHILA ARTS COLLEGE
MOTIPURA, HIMATNAGAR



FEEDBACK SUMMARY - 2020-21



Sr.No	Criteria	Level of Satisfaction %
1	Syllabus covered in class	96.92 %
2	Teacher Preparation for class	96.41%
3	Teacher Communication and Approach	97.44%
4	Internal Evaluation Process	97.44 %
5	Teacher Student interaction	94.87 %
6	Institution in provide Multiple Opportunities to learn and grow	94.87 %
7	Institute and teacher use centric method participative learning	87.18 %
8	Teacher encourage participant in extracurricular activities	95.38 %
9	Institute and teacher inculcate soft skill life and employability	97.44 %
10	Teacher use ICT tools	93.33 %
11	Teacher identify your weakness and help to overcome	89.74 %


Analysis of Student Satisfaction Survey

1. Syllabus covered in class

Sr. No.	Objects	Frequency	Percentage	Valid Percentage	Cumulative Percentage
1	85 to 100%	140	71.79	71.79	71.79
2	70 to 84%	44	22.57	22.57	
3	55 to 69%	5	2.56	2.56	96.92
4	30 to 54%	6	3.08	3.08	
5		195	100	100	

2. Teacher Preparation for class

Sr. No.	Objects	Frequency	Percentage	Valid Percentage	Cumulative Percentage
1	Thoroughly	130	66.67	66.67	66.67
2	Satisfactorily	48	24.61	24.61	91.28
3	Poorly	10	5.13	5.13	96.41
4	Indifferently	7	3.59	3.59	100
5		195	100	100	



3. Teacher Communicate and Approach

Sr. No.	Objects	Frequency	Percentage	Valid Percentage	Cumulative Percentage
1	excellent	160	82.06	82.06	82.06%
2	Very good	30	15.38	15.38	97.44%
3	Good	00	-	-	-
4	Fair	05	2.56	2.56	100
5		195	100	100	

4. Internal Evaluation Process

Sr. No.	Objects	Frequency	Percentage	Valid Percentage	Cumulative Percentage
1	Always fair	94.88	94.88	94.88	94.88%
2	Usually fair	02.56	02.56	02.56	97.44
3	Sometimes unfair	-	-	-	
4	Usually unfair	2.56	2.56	02.56	100%
5		195	100	100	


5. The teacher & student Interaction

Sr. No.	Objects	Frequency	Percentage	Valid Percentage	Cumulative Percentage
1	Regularly	170	87.18	87.18	87.18%
2	Often	15	7.69	7.69	94.87%
3	Sometimes				
4	Rarely	10	5.13	5.13	100%
5		195	100	100	

6. Institution in provide Multiple Opportunities to learn and grow

Sr. No.	Objects	Frequency	Percentage	Valid Percentage	Cumulative Percentage
1	Significantly	160	82.05	82.05	82.05%
2	Very well	20	10.26	10.26	92.31%
3	Moderately	05	2.56	2.56	94.87
4	Marginally	10	5.13	5.13	100%
5		195	100	100	





7. Institute and teacher use centric method participative learning

Sr. No.	Objects	Frequency	Percentage	Valid Percentage	Cumulative Percentage
1	To great Extent	170	87.18	87.18	87.18%
2	Moderate	-	-	-	-
3	Some what	-	-	-	-
4	Very little	25	12.82	12.82	100%
5		195	100	100	

8. Teacher encourage participant in extracurricular activities


Sr. No.	Objects	Frequency	Percentage	Valid Percentage	Cumulative Percentage
1	Strongly agree	160	82.05	82.05	82.05%
2	Agree	15	07.69	07.69	89.74%
3	Neutral	15	5.64	5.64	95.38%
4	Disagree	11	4.62	4.62	100%
5		195	100	100	

9. Institute and teacher inculcate soft skill life and employability

Sr. No.	Objects	Frequency	Percentage	Valid Percentage	Cumulative Percentage
1	To a Great Extent	170	87.18	87.18	87.18
2	Moderate	20	10.26	10.26	97.44
3	Some what	-	-	-	-
4	Very little	05	2.56	2.56	100%
5		195	100	100	

10 Teacher use ICT tools

Sr. No.	Objects	Frequency	Percentage	Valid Percentage	Cumulative Percentage
1	Above 90%	149	76.41	76.41	
2	70 to 89%	24	12.31	12.31	88.72%
3	50 to 69%	09	4.61	4.61	93.33%
4	30 to 49%	13	6.67	6.67	100%
5		195	100	100	




11. Teacher Identify Your weakness and help over come

Sr. No.	Objects	Frequency	Percentage	Valid Percentage	Cumulative Percentage
1	Every time	160	82.05	82.05	82.05
2	Usually	15	7.69	7.69	89.74
3	Some time	-	-	-	-
5	SOME	20	10.26	10.26	100%
5		195	100	100	

ALUMINI

FEEDBACK SUMMARY – 2020-20



Sr.No	Criteria	Level of Satisfaction %
1	Academic environment	87.5%
2	Admission process	96.25%
3	Library facilities of college	90%
4	Faculty who provided college	93.75%
5	Teacher preparation of lectures	91.25%
6	Teacher dealing with students	87.50%
7	General evaluation of college	93.75%
8	Teachers easily guidance	92.50%
9	Lectures delivered regularly	90%
10	Feedback rating	83.75%

Analysis of ALUMINI Satisfaction Survey

1 ACADEMIC ENVIRONMENT

Sr. No.	VALID	Frequency	Percentage	Valid Percentage	Cumulative Percentage
1	EXCELLENT	60	75	75	75
2	BEST	10	12.5	12.5	12.5
3	GOOD				
4	EVERAGE	10	12.5	12.5	100
5	TOTAL	80	100	100	

2 ADMISSION PROCESS

Sr. No.	VALID	Frequency	Percentage	Valid Percentage	Cumulative Percentage
1	EXCELLENT	65	81.25	81.25	81.25
2	BEST	12	15	15	96.25
3	GOOD	-	-	-	-
4	EVERAGE	3	3.75	3.75	100
5	TOTAL	80	100	100	

3 INFRA FACILITY



Sr. No.	VALID	Frequency	Percentage	Valid Percentage	Cumulative Percentage
1	EXCELLENT	58	72.50	72.50	72.50
2	BEST	14	17.50	17.50	90
3	GOOD	-	-	-	-
4	EVERAGE	8	10	10	100
5	TOTAL	80	100	100	

4 FACILITY WHO PROVIDED COLLEGE


Sr. No.	VALID	Frequency	Percentage	Valid Percentage	Cumulative Percentage
1	EXCELLENT	65	81.25	81.25	81.25
2	BEST	08	10	10	91.25
3	GOOD	02	2.50	2.50	93.75
4	EVERAGE	05	6.25	6.25	100
5	TOTAL	80	100	100	

5 TEACHER PREPARATION LACTURE

Sr. No.	VALID	Frequency	Percentage	Valid Percentage	Cumulative Percentage
1	EXCELLENT	48	60	60	60
2	BEST	17	21.25	21.25	81.25
3	GOOD	08	10	10	91.25
4	EVERAGE	07	8.75	8.75	100
5	TOTAL	80	100	100	

6 TEACHER DEALING WITH STUDENTS

Sr. No.	VALID	Frequency	Percentage	Valid Percentage	Cumulative Percentage
1	EXCELLENT	61	76.25	76.25	76.25
2	BEST	04	5	5	81.25
3	GOOD	05	6.25	6.25	87.50
4	EVERAGE	10	12.5	12.5	100
5	TOTAL	80	100	100	



7 GENERAL EVALUATION OF THE COLLEGE

Sr. No.	VALID	Frequency	Percentage	Valid Percentage	Cumulative Percentage
1	EXCELLENT	67	83.75	83.75	83.75
2	BEST	08	10	10	93.75
3	GOOD	-	-	-	-
4	EVERAGE	05	6.25	6.25	100
5	TOTAL	80	100	100	-

8 TEACHR EASILY GUIDENCE


Sr. No.	VALID	Frequency	Percentage	Valid Percentage	Cumulative Percentage
1	EXCELLENT	61	76.25	76.25	76.25
2	BEST	12	15	15	91.25
3	GOOD	1	1.25	1.25	92.50
4	EVERAGE	06	7.50	7.50	100
5	TOTAL	80	100	100	-

9 LACTURES DELEVERED REGULARLY

Sr. No.	VALID	Frequency	Percentage	Valid Percentage	Cumulative Percentage
1	YES	65	81.25	81.25	81.25
2	SOME ONE	7	8.75	8.75	90
3	NO	8	10	10	100
4	TOTAL	80	100	100	-

10 FEED BACK RATING

Sr. No.	VALID	Frequency	Percentage	Valid Percentage	Cumulative Percentage
1	5	40	50	50	50
2	4	10	12.5	12.5	62.5
3	3	9	11.25	11.25	73.25
4	2	8	10	10	83.25
5	1	13	16.25	16.25	100



PARENTS

FEEDBACK SUMMARY - 2020-21


Sr.No	Criteria	Level of Satisfaction %
1	ADMINISTRATIVE WORK	81.82 %
2	VARIOUS PROGRAMES & NOTICE	92.72%
3	INFRA FACILITIES	94.54%
4	FACILITIES OF LIBRARY	92.73%
5	BASIC REQUIREMENT.TOILET, WATER...ETC	89.09%
6	SPORTS FACILITIES	87.27%
7	FACILITIES OF COMPUTER INTERNET...AUDIO-VIDEO	83.63%
8	BEHAVIOUR &CO-OPERATION PROFF.-STUDENTS	85.45%
9	BEHAVIOUR OF ADMINISTRATIVE STAFF-STUDENTS	85.46%
10	OVER ALL REVIEW ABOUT INSTITUTE	89.09 %

1 ADMINISTRATIVE WORK

Sr. No.	VALID	Frequency	Percentage	Valid Percentage	Cumulative Percentage
1	EXCELLENT	30	54.55	54.55	54.55
2	BEST	15	27.27	27.27	81.82
3	GOOD	-	-	-	-
4	EVERAGE	10	18.18	18.18	100
5	TOTAL	55	100	100	

2 VARIOUS PROGRAMMES & NOTICE

Sr. No.	VALID	Frequency	Percentage	Valid Percentage	Cumulative Percentage
1	EXCELLENT	47	85.45	85.45	85.45
2	BEST	3	5.45	5.45	90.90
3	GOOD	1	1.82	1.82	92.72
4	EVERAGE	4	7.28	7.28	100
5	TOTAL	55	100	100	



3 INFRASTRUCTURAL FACILITY

Sr. No.	VALID	Frequency	Percentage	Valid Percentage	Cumulative Percentage
1	EXCELLENT	48	87.27	87.27	87.27
2	BEST	4	7.27	7.27	94.54
3	GOOD	-	-	-	-
4	EVERAGE	3	5.46	5.46	100
5	TOTAL	55	100	100	

4 FACILITY OF LIBRARY

Sr. No.	VALID	Frequency	Percentage	Valid Percentage	Cumulative Percentage
1	EXCELLENT	43	78.18	78.18	78.18
2	BEST	7	12.73	12.73	90.91
3	GOOD	1	1.82	1.82	92.73
4	EVERAGE	4	7.27	7.27	100
5	TOTAL	55	100	100	


5 BASIC REQUIREMENT TOILET-WATER

Sr. No.	VALID	Frequency	Percentage	Valid Percentage	Cumulative Percentage
1	EXCELLENT	40	72.73	72.73	72.73
2	BEST	6	10.91	10.91	83.64
3	GOOD	3	5.45	5.45	89.09
4	EVERAGE	6	10.91	10.91	100
	TOTAL	55	100	100	

6 SPORTS FACILITIES

Sr. No.	Objects	Frequency	Percentage	Valid Percentage	Cumulative Percentage
1	EXXELENT	38	69.09	69.09	69.09
2	BEST	4	7.27	7.27	76.36
3	GOOD	6	10.91	10.91	87.27
4	EVERAGE	7	12.73	12.73	100
5	TOTAL	55	100	100	





7 FACILITIES OF COMPUTER INTERNET-AUDIO-VIDEO...

Sr. No.	VALID	Frequency	Percentage	Valid Percentage	Cumulative Percentage
1	EXCELLENT	30	54.55	54.55	54.55
2	BEST	12	21.81	21.81	76.36
3	GOOD	4	7.27	7.27	83.63
4	EVERAGE	9	16.37	16.37	100
5	TOTAL	55	100	100	

8 BEHAVIOUR & CO-OPERATION PROFF.-STUDENTS

Sr. No.	VALID	Frequency	Percentage	Valid Percentage	Cumulative Percentage
1	EXCELLENT	40	72.73	72.73	72.73
2	BEST	03	5.45	5.45	78.18
3	GOOD	4	7.27	7.27	85.45
4	EVERAGE	8	14.55	14.55	100
5	TOTAL	55	100	100	

9 BEHAVIOUR OF ADMINISTRATIV STAFF-STUDENTS

Sr. No.	VALID	Frequency	Percentage	Valid Percentage	Cumulative Percentage
1	EXCELLENT	44	80	80	80
2	BEST	1	01.82	01.82	81.82
3	GOOD	2	3.64	03.64	85.46
4	EVERAGE	8	14.54	14.64	100
5	TOTAL	55	100	100	

10 OVER ALL REVIEW ABOUT INSTITUTE

Sr. No.	VALID	Frequency	Percentage	Valid Percentage	Cumulative Percentage
1	EXCELLENT	41	74.55	74.55	74.55
2	BEST	03	5.45	5.45	80
3	GOOD	05	09.09	09.09	89.09
4	EVERAGE	06	10.91	10.91	100
5	TOTAL	55	100	100	


Pruthi
 PRINCIPAL
 MAHILA ARTS COLLEGE
 MOTIPURA, HIMACHAL PRADESH



MAHILA ARTS COLLEGE

Vidhyanagari, Motipura Himatnagar.

Managed by
Vishvamangalam Kelvani Mandal, Himatnagar.



Pri. Dr. Kanaiyalal. L. Patel

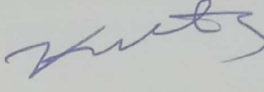

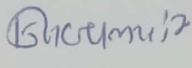
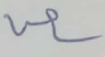
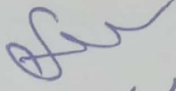
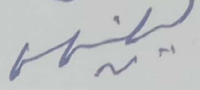

Ref. No. 3m


Date : 28/06/2021

ફીડબેક કમિટી


(Feed Back Committee)

[Year 2021-22]

- Principal. Dr. K.L Patel 
- Dr. R.J Joshi 
- Dr. K.V Ganvit 
- Prof. V.G Patel 
- Dr. A.S Patel 
- Dr. B.L Patel 
- Dr. D.K Bhoya 


PRINCIPAL
MAHILA ARTS COLLEGE
MOTIPURA, HIMATNAGAR

FEEDBACK SUMMARY - 2021-22



Sr.No	Criteria	Level of Satisfaction %
1	Syllabus covered in class	96.92 %
2	Teacher Preparation for class	96.41%
3	Teacher Communication and Approach	97.44%
4	Internal Evaluation Process	97.44 %
5	Teacher Student interaction	94.87 %
6	Institution in provide Multiple Opportunities to learn and grow	94.87 %
7	Institute and teacher use centric method participative learning	87.18 %
8	Teacher encourages participant in extracurricular activities	95.38 %
9	Institute and teacher inculcate soft skill life and employability	97.44 %
10	Teacher use ICT tools	93.33 %
11	Teacher identifies your weakness and help to overcome	89.74 %

Analysis of Student Satisfaction Survey

1. Syllabus covered in class

Sr. No.	Objects	Frequency	Percentage	Valid Percentage	Cumulative Percentage
1	85 to 100%	140	71.79	71.79	71.79
2	70 to 84%	44	22.57	22.57	
3	55 to 69%	5	2.56	2.56	96.92
4	30 to 54%	6	3.08	3.08	
5		195	100	100	

2. Teacher Preparation for class

Sr. No.	Objects	Frequency	Percentage	Valid Percentage	Cumulative Percentage
1	Thoroughly	130	66.67	66.67	66.67
2	Satisfactorily	48	24.61	24.61	91.28
3	Poorly	10	5.13	5.13	96.41
4	Indifferently	7	3.59	3.59	100
5		195	100	100	



3. Teacher Communicate and Approach

Sr. No.	Objects	Frequency	Percentage	Valid Percentage	Cumulative Percentage
1	excellent	160	82.06	82.06	82.06%
2	Very good	30	15.38	15.38	97.44%
3	Good	00	-	-	-
4	Fair	05	2.56	2.56	100
5		195	100	100	

4. Internal Evaluation Process


Sr. No.	Objects	Frequency	Percentage	Valid Percentage	Cumulative Percentage
1	Always fair	94.88	94.88	94.88	94.88%
2	Usually, fair	02.56	02.56	02.56	97.44
3	Sometimes unfair	-	-	-	
4	Usually, unfair	2.56	2.56	02.56	100%
5		195	100	100	

5. The teacher & student Interaction

Sr. No.	Objects	Frequency	Percentage	Valid Percentage	Cumulative Percentage
1	Regularly	170	87.18	87.18	87.18%
2	Often	15	7.69	7.69	94.87%
3	Sometimes				
4	Rarely	10	5.13	5.13	100%
5		195	100	100	

6. Institution in provide Multiple Opportunities to learn and grow

Sr. No.	Objects	Frequency	Percentage	Valid Percentage	Cumulative Percentage
1	Significantly	160	82.05	82.05	82.05%
2	Very well	20	10.26	10.26	92.31%
3	Moderately	05	2.56	2.56	94.87
4	Marginally	10	5.13	5.13	100%
5		195	100	100	



7. Institute and teacher use centric method participative learning

Sr. No.	Objects	Frequency	Percentage	Valid Percentage	Cumulative Percentage
1	To great Extent	170	87.18	87.18	87.18%
2	Moderate	-	-	-	-
3	Some what	-	-	-	-
4	Very little	25	12.82	12.82	100%
5		195	100	100	

8. Teacher encourages participant in extracurricular activities


Sr. No.	Objects	Frequency	Percentage	Valid Percentage	Cumulative Percentage
1	Strongly agree	160	82.05	82.05	82.05%
2	Agree	15	07.69	07.69	89.74%
3	Neutral	15	5.64	5.64	95.38%
4	Disagree	11	4.62	4.62	100%
5		195	100	100	

9. Institute and teacher inculcate soft skill life and employability

Sr. No.	Objects	Frequency	Percentage	Valid Percentage	Cumulative Percentage
1	To a Great Extent	170	87.18	87.18	87.18
2	Moderate	20	10.26	10.26	97.44
3	Some what	-	-	-	-
4	Very little	05	2.56	2.56	100%
5		195	100	100	

10 Teacher use ICT tools

Sr. No.	Objects	Frequency	Percentage	Valid Percentage	Cumulative Percentage
1	Above 90%	149	76.41	76.41	
2	70 to 89%	24	12.31	12.31	88.72%
3	50 to 69%	09	4.61	4.61	93.33%
4	30 to 49%	13	6.67	6.67	100%
5		195	100	100	



11. Teacher Identify Your weakness and help over come

Sr. No.	Objects	Frequency	Percentage	Valid Percentage	Cumulative Percentage
1	Every time	160	82.05	82.05	82.05
2	Usually,	15	7.69	7.69	89.74
3	Some time	-	-	-	-
5	SOME	20	10.26	10.26	100%
5		195	100	100	



ALUMINI

FEEDBACK SUMMARY – 2021-22

Sr.No	Criteria	Level of Satisfaction %
1	Academic environment	87.5%
2	Admission process	96.25%
3	Library facilities of college	90 %
4	Facility who provided college	93.75%
5	Teacher preparation of lectures	91.25%
6	Teacher dealing with students	87.50%
7	General evaluation of college	93.75%
8	Teachers easily guidance	92.50%
9	Lectures delivered regularly	90 %
10	Feedback rating	83.75 %

Analysis of ALUMINI Satisfaction Survey

1 ACADEMIC ENVIRONMENT


Sr. No.	VALID	Frequency	Percentage	Valid Percentage	Cumulative Percentage
1	EXCELLENT	60	75	75	75
2	BEST	10	12.5	12.5	12.5
3	GOOD				
4	EVERAGE	10	12.5	12.5	100
5	TOTAL	80	100	100	

2 ADMISSION PROCESS

Sr. No.	VALID	Frequency	Percentage	Valid Percentage	Cumulative Percentage
1	EXCELLENT	65	81.25	81.25	81.25
2	BEST	12	15	15	96.25
3	GOOD	-	-	-	-
4	EVERAGE	3	3.75	3.75	100
5	TOTAL	80	100	100	



3 INFRA FACILITY



Sr. No.	VALID	Frequency	Percentage	Valid Percentage	Cumulative Percentage
1	EXCELLENT	58	72.50	72.50	72.50
2	BEST	14	17.50	17.50	90
3	GOOD	-	-	-	-
4	EVERAGE	8	10	10	100
5	TOTAL	80	100	100	

4 FACILITY WHO PROVIDED COLLEGE

Sr. No.	VALID	Frequency	Percentage	Valid Percentage	Cumulative Percentage
1	EXCELLENT	65	81.25	81.25	81.25
2	BEST	08	10	10	91.25
3	GOOD	02	2.50	2.50	93.75
4	EVERAGE	05	6.25	6.25	100
5	TOTAL	80	100	100	

5 TEACHER PREPARATION LACTURE

Sr. No.	VALID	Frequency	Percentage	Valid Percentage	Cumulative Percentage
1	EXCELLENT	48	60	60	60
2	BEST	17	21.25	21.25	81.25
3	GOOD	08	10	10	91.25
4	EVERAGE	07	8.75	8.75	100
5	TOTAL	80	100	100	

6 TEACHER DEALING WITH STUDENTS

Sr. No.	VALID	Frequency	Percentage	Valid Percentage	Cumulative Percentage
1	EXCELLENT	61	76.25	76.25	76.25
2	BEST	04	5	5	81.25
3	GOOD	05	6.25	6.25	87.50
4	EVERAGE	10	12.5	12.5	100
5	TOTAL	80	100	100	



7 GENERAL EVALUATION OF THE COLLEGE

Sr. No.	VALID	Frequency	Percentage	Valid Percentage	Cumulative Percentage
1	EXCELLENT	67	83.75	83.75	83.75
2	BEST	08	10	10	93.75
3	GOOD	-	-	-	-
4	EVERAGE	05	6.25	6.25	100
5	TOTAL	80	100	100	-

8 TEACHR EASILY GUIDENCE

Sr. No.	VALID	Frequency	Percentage	Valid Percentage	Cumulative Percentage
1	EXCELLENT	61	76.25	76.25	76.25
2	BEST	12	15	15	91.25
3	GOOD	1	1.25	1.25	92.50
4	EVERAGE	06	7.50	7.50	100
5	TOTAL	80	100	100	-

9 LACTURES DELEVERED REGULARLY

Sr. No.	VALID	Frequency	Percentage	Valid Percentage	Cumulative Percentage
1	YES	65	81.25	81.25	81.25
2	SOME ONE	7	8.75	8.75	90
3	NO	8	10	10	100
4	TOTAL	80	100	100	-

10 FEED BACK RATING

Sr. No.	VALID	Frequency	Percentage	Valid Percentage	Cumulative Percentage
1	5	40	50	50	50
2	4	10	12.5	12.5	62.5
3	3	9	11.25	11.25	73.25
4	2	8	10	10	83.25
5	1	13	16.25	16.25	100

PARENTS

FEEDBACK SUMMARY - 2021-22




Sr.No	Criteria	Level of Satisfaction %
1	ADMINISTRATIVE WORK	81.82 %
2	VARIOUS PROGRAMES & NOTICE	92.72%
3	INFRA FACILITIES	94.54%
4	FACILITIES OF LIBRARY	92.73%
5	BASIC REQUIREMENT.TOILET, WATER...ETC	89.09%
6	SPORTS FACILITIES	87.27%
7	FACILITIES OF COMPUTER INTERNET...AUDIO-VIDEO	83.63%
8	BEHAVIOUR &CO-OPERATION PROFESSOR. -STUDENTS	85.45%
9	BEHAVIOUR OF ADMINISTRATIVE STAFF-STUDENTS	85.46%
10	OVER ALL REVIEW ABOUT INSTITUTE	89.09 %

1 ADMINISTRATIVE WORK

Sr. No.	VALID	Frequency	Percentage	Valid Percentage	Cumulative Percentage
1	EXCELLENT	30	54.55	54.55	54.55
2	BEST	15	27.27	27.27	81.82
3	GOOD	-	-	-	-
4	EVERAGE	10	18.18	18.18	100
5	TOTAL	55	100	100	

2 VARIOUS PROGRAMMES & NOTICE

Sr. No.	VALID	Frequency	Percentage	Valid Percentage	Cumulative Percentage
1	EXCELLENT	47	85.45	85.45	85.45
2	BEST	3	5.45	5.45	90.90
3	GOOD	1	1.82	1.82	92.72
4	EVERAGE	4	7.28	7.28	100
5	TOTAL	55	100	100	



3 INFRASTRUCTURAL FACILITY

Sr. No.	VALID	Frequency	Percentage	Valid Percentage	Cumulative Percentage
1	EXCELLENT	48	87.27	87.27	87.27
2	BEST	4	7.27	7.27	94.54
3	GOOD	-	-	-	=
4	EVERAGE	3	5.46	5.46	100
5	TOTAL	55	100	100	

4 FACILITY OF LIBRARY


Sr. No.	VALID	Frequency	Percentage	Valid Percentage	Cumulative Percentage
1	EXCELLENT	43	78.18	78.18	78.18
2	BEST	7	12.73	12.73	90.91
3	GOOD	1	1.82	1.82	92.73
4	EVERAGE	4	7.27	7.27	100
5	TOTAL	55	100	100	

5 BASIC REQUIREMENT TOILET-WATER

Sr. No.	VALID	Frequency	Percentage	Valid Percentage	Cumulative Percentage
1	EXCELLENT	40	72.73	72.73	72.73
2	BEST	6	10.91	10.91	83.64
3	GOOD	3	5.45	5.45	89.09
4	EVERAGE	6	10.91	10.91	100
	TOTAL	55	100	100	

6 SPORTS FACILITIES

Sr. No.	Objects	Frequency	Percentage	Valid Percentage	Cumulative Percentage
1	EXXELENT	38	69.09	69.09	69.09
2	BEST	4	7.27	7.27	76.36
3	GOOD	6	10.91	10.91	87.27
4	EVERAGE	7	12.73	12.73	100
5	TOTAL	55	100	100	



7 FACILITIES OF COMPUTER INTERNET-AUDIO-VIDEO...

Sr. No.	VALID	Frequency	Percentage	Valid Percentage	Cumulative Percentage
1	EXCELLENT	30	54.55	54.55	54.55
2	BEST	12	21.81	21.81	76.36
3	GOOD	4	7.27	7.27	83.63
4	EVERAGE	9	16.37	16.37	100
5	TOTAL	55	100	100	

8 BEHAVIOUR & CO-OPERATION PROFESSOR. -STUDENTS


Sr. No.	VALID	Frequency	Percentage	Valid Percentage	Cumulative Percentage
1	EXCELLENT	40	72.73	72.73	72.73
2	BEST	03	5.45	5.45	78.18
3	GOOD	4	7.27	7.27	85.45
4	EVERAGE	8	14.55	14.55	100
5	TOTAL	55	100	100	

9 BEHAVIOUR OF ADMINISTRATIV STAFF-STUDENTS

Sr. No.	VALID	Frequency	Percentage	Valid Percentage	Cumulative Percentage
1	EXCELLENT	44	80	80	80
2	BEST	1	01.82	01.82	81.82
3	GOOD	2	3.64	03.64	85.46
4	EVERAGE	8	14.54	14.64	100
5	TOTAL	55	100	100	

10 OVER ALL REVIEW ABOUT INSTITUTE

Sr. No.	VALID	Frequency	Percentage	Valid Percentage	Cumulative Percentage
1	EXCELLENT	41	74.55	74.55	74.55
2	BEST	03	5.45	5.45	80
3	GOOD	05	09.09	09.09	89.09
4	EVERAGE	06	10.91	10.91	100
5	TOTAL	55	100	100	


 PRINCIPAL
 MAHILA ARTS COLLEGE
 MOTIPURA, HIMATNAGAR



MAHILA ARTS COLLEGE

Vidhyanagari, Motipura Himatnagar.

Managed by
Vishvamangalam Kelvani Mandal, Himatnagar.



Pri. Dr. Kanaiyalal. L. Patel

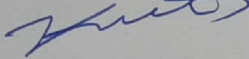



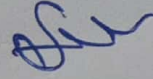


Ref. No. 32

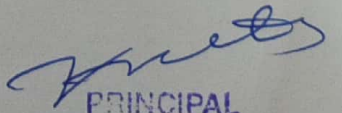
Date : 28/06/2022

ફીડબેક કમિટી

(Feed Back Committee)

[Year 2022-23]

- Principal. Dr. K.L Patel 
- Dr. R.J Joshi 
- Dr. K.V Ganvit 
- Prof. V.G Patel 
- Dr. A.S Patel 
- Dr. B.L Patel 
- Dr. Dixa Savla 



PRINCIPAL
MAHILA ARTS COLLEGE
MOTIPURA, HIMATNAGAR

Vidhyanagari, Motipura Baypas Road, Himatnagar - 383001 Dist. S.K. (Gujarat)

Phone : 02772 (O) - 244622 (Mo) 99255 31707

E-mail : macvidhyanagari@gmail.com Website : www.mahilaartshimatnagar.org

FEEDBACK SUMMARY - 2022-23



Sr.No	Criteria	Level of Satisfaction %
1	Syllabus covered in class	97.85
2	Teacher Preparation for class	89.99
3	Teacher Communication and Approach	97.43
4	Internal Evaluation Process	97.86
5	Teacher Student interaction	96.42
6	Institution in provide Multiple Opportunities to learn and grow	94.28
7	Institute and teacher use centric method participative learning	92.86
8	Teacher encourages participant in extracurricular activities	92.14
9	Institute and teacher inculcate soft skill life and employability	91.43
10	Teacher use ICT tools	98.57
11	Teacher identifies your weakness and help to overcome	95.00

Analysis of Student Satisfaction Survey


1. Syllabus covered in class

Sr. No.	Objects	Frequency	Percentage	Valid Percentage	Cumulative Percentage
1	85 to 100%	102	72.85	72.85	72.85
2	70 to 84%	25	17.85	17.85	90.70
3	55 to 69%	10	7.15	7.15	97.85
4	30 to 54%	03	2.15	2.15	100%
5		140	100	100	100%

2. Teacher Preparation for class

Sr. No.	Objects	Frequency	Percentage	Valid Percentage	Cumulative Percentage
1	Thoroughly	104	74.28	74.28	74.28
2	Satisfactorily	22	15.71	15.71	89.99
3	Poorly	09	6.43	6.43	96.42
4	Indifferently	05	3.58	3.58	100%
5		140	100	100	100%

3. Teacher Communicate and Approach



Sr. No.	Objects	Frequency	Percentage	Valid Percentage	Cumulative Percentage
1	excellent	103	73.57	73.57	73.57
2	Very good	26	18.57	18.57	92.14
3	Good	06	04.29	04.29	97.43
4	Fair	05	03.57	03.57	100%
5		140	100	100	

4. Internal Evaluation Process

Sr. No.	Objects	Frequency	Percentage	Valid Percentage	Cumulative Percentage
1	Always fair	100	71.43	71.43	71.43
2	Usually, fair	30	21.43	21.43	92.86
3	Sometimes unfair	07	05	05	97.86
4	Usually, unfair	03	2.14	2.14	100
5		140	100	100	

5. The teacher & student Interaction

Sr. No.	Objects	Frequency	Percentage	Valid Percentage	Cumulative Percentage
1	Regularly	110	78.57	78.57	78.57
2	Often	10	07.14	07.14	85.71
3	Sometimes	15	10.71	10.71	96.42
4	Rarely	05	03.58	03.58	100
5					
		140	100	100	

6. Institution in provide Multiple Opportunities to learn and grow

Sr. No.	Objects	Frequency	Percentage	Valid Percentage	Cumulative Percentage
1	Significantly	98	70	70	70
2	Very well	24	17.14	17.14	87.14
3	Moderately	10	07.14	07.14	94.28
4	Marginally	08	05.72	05.72	100
5		140	100	100	

7. Institute and teacher use centric method. participative learning

Sr. No.	Objects	Frequency	Percentage	Valid Percentage	Cumulative Percentage
1	To great Extent	109	77.86	77.86	77.86
2	Moderate	21	15	15	92.86
3	Some what	08	05.71	5.17	98.57
4	Very little	02	01.43	01.43	100
5		140	100	100	



8. Teacher encourages participant in extracurricular activities

Sr. No.	Objects	Frequency	Percentage	Valid Percentage	Cumulative Percentage
1	Strongly agree	110	78.57	78.57	78.57
2	Agree	19	13.57	13.57	92.14
3	Neutral	01	0.72	0.72	92.86
4	Disagree	10	07.14	07.14	100
5		140	100	100	

9. Institute and teacher inculcate soft skill life and employability

Sr. No.	Objects	Frequency	Percentage	Valid Percentage	Cumulative Percentage
1	To a Great Extent	114	81.43	81.43	81.43
2	Moderate	14	10.00	10.00	91.43
3	Some what	08	05.72	05.72	97.15
4	Very little	04	02.85	02.85	100
5		140	100%	100%	


10 Teacher use ICT tools

Sr. No.	Objects	Frequency	Percentage	Valid Percentage	Cumulative Percentage
1	Above 90%	115	82.14	82.14	82.14
2	70 to 89%	16	11.43	11.43	93.57
3	50 to 69%	07	05.00	05.00	98.57
4	30 to 49%	02	01.43	01.43	100
5		140	100	100	

11. Teacher Identify Your weakness and help over come.

Sr. No.	Objects	Frequency	Percentage	Valid Percentage	Cumulative Percentage
1	Every time	115	82.14	82.14	82.14
2	Usually,	18	12.86	12.86	95.00
3	Some time	05	03.57	03.57	98.57
5	SOME	02	01.43	01.43	100
5		140	100	100	





Principal
MAHILA ARTS COLLEGE
VIDHYANAGARI, MOTIPURA
HIMATNAGAR, DIST. S.K.



ALUMINI

FEEDBACK SUMMARY – 2022-23



Sr.No	Criteria	Level of Satisfaction %
1	Academic environment	91.67
2	Admission process	91.66
3	Library facilities of college	91.66
4	Facility who provided college	91.66
5	Teacher preparation of lectures	92.50
6	Teacher dealing with students	94.17
7	General evaluation of college	94.17
8	Teachers easily guidance	96.67
9	Lectures delivered regularly	90
10	Feedback rating	96.67

Analysis of ALUMINI Satisfaction Survey

1 ACADEMIC ENVIRONMENT


Sr. No.	VALID	Frequency	Percentage	Valid Percentage	Cumulative Percentage
1	EXCELLENT	80	66.67	66.67	66.67
2	BEST	20	16.67	16.67	83.34
3	GOOD	10	08.33	08.33	91.67
4	EVERAGE	10	08.33	08.33	100
5	TOTAL	120	100	100	

2 ADMISSION PROCESS

Sr. No.	VALID	Frequency	Percentage	Valid Percentage	Cumulative Percentage
1	EXCELLENT	75	62.50	62.50	62.50
2	BEST	15	12.49	12.49	74.99
3	GOOD	20	16.67	16.67	91.66
4	EVERAGE	10	08.32	08.32	100
5	TOTAL	120	100	100	

3 INFRA FACILITY

Sr. No.	VALID	Frequency	Percentage	Valid Percentage	Cumulative Percentage
1	EXCELLENT	75	62.50	62.50	62.50
2	BEST	13	10.83	10.83	73.33
3	GOOD	22	18.33	18.33	91.66
4	EVERAGE	10	08.34	08.34	100
5	TOTAL	120	100	100	100



4 FACILITY WHO PROVIDED COLLEGE

Sr. No.	VALID	Frequency	Percentage	Valid Percentage	Cumulative Percentage
1	EXCELLENT	78	65.00	65.00	65
2	BEST	16	13.33	13.33	78.33
3	GOOD	16	13.33	13.33	91.66
4	EVERAGE	10	8.34	8.34	100
5	TOTAL	120	100	100	

5 TEACHER PREPARATION LACTURE

Sr. No.	VALID	Frequency	Percentage	Valid Percentage	Cumulative Percentage
1	EXCELLENT	77	64.16	64.16	64.16
2	BEST	18	15.00	15.00	79.16
3	GOOD	16	13.34	13.34	92.50
4	EVERAGE	09	07.50	07.50	100
5	TOTAL	120	100	100	

6 TEACHER DEALING WITH STUDENTS

Sr. No.	VALID	Frequency	Percentage	Valid Percentage	Cumulative Percentage
1	EXCELLENT	70	58.33	58.33	58.33
2	BEST	30	25.00	25.00	83.33
3	GOOD	13	10.84	10.84	94.17
4	EVERAGE	07	05.83	05.83	100
5	TOTAL	120	100	100	

7 GENERAL EVALUATION OF THE COLLEGE

Sr. No.	VALID	Frequency	Percentage	Valid Percentage	Cumulative Percentage
1	EXCELLENT	90	75	75	75
2	BEST	12	10	10	85
3	GOOD	11	9.17	9.17	94.17
4	EVERAGE	07	5.83	5.83	100
5	TOTAL	120	100	100	



8 TEACHR EASILY GUIDENCE

Sr. No.	VALID	Frequency	Percentage	Valid Percentage	Cumulative Percentage
1	EXCELLENT	88	73.33	73.33	73.33
2	BEST	18	15	15	88.33
3	GOOD	10	8.34	8.34	96.67
4	EVERAGE	04	3.33	3.33	100
5	TOTAL	120	100	100	

9 LACTURES DELEVERED REGULARLY

Sr. No.	VALID	Frequency	Percentage	Valid Percentage	Cumulative Percentage
1	YES	108	90	90	90
2	SOME ONE	07	5.83	5.83	95.83
3	NO	05	4.17	4.17	100
4	TOTAL	120	100	100	

10 FEED BACK RATING

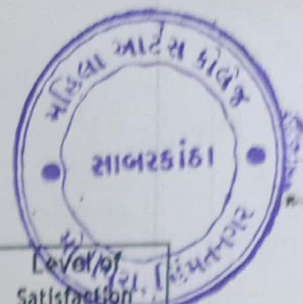
Sr. No.	VALID	Frequency	Percentage	Valid Percentage	Cumulative Percentage
1	5	95	79.17	79.17	79.17
2	4	08	6.66	6.66	85.83
3	3	07	5.84	5.84	91.67
4	2	06	5	5	96.67
5	1	04	3.33	3.33	100
6	Total	120	100	100	100



[Signature]
Principal
MAHILA ARTS COLLEGE
MOTIPURA, HIMATNAGAR, DIST. S.K.

PARENTS

FEEDBACK SUMMARY - 2022-23



Sr.No	Criteria	Level of Satisfaction %
1	ADMINISTRATIVE WORK	100
2	VARIOUS PROGRAMES & NOTICE	100
3	INFRA FACILITIES	100
4	FACILITIES OF LIBRARY	100
5	BASIC REQUIREMENT.TOILET, WATER...ETC	91.67
6	SPORTS FACILITIES	91.66
7	FACILITIES OF COMPUTER INTERNET...AUDIO-VIDEO	91.66
8	BEHAVIOUR & CO-OPERATION PROFESSOR. -STUDENTS	100
9	BEHAVIOUR OF ADMINISTRATIVE STAFF-STUDENTS	91.67
10	OVER ALL REVIEW ABOUT INSTITUTE	100


1 ADMINISTRATIVE WORK

Sr. No.	VALID	Frequency	Percentage	Valid Percentage	Cumulative Percentage
1	EXCELLENT	10	83.33	83.33	83.33
2	BEST	02	16.67	16.67	100
3	GOOD	-	-	-	-
4	EVERAGE	-	-	-	-
5	TOTAL	12	100	100	

2 VARIOUS PROGRAMMES & NOTICE

Sr. No.	VALID	Frequency	Percentage	Valid Percentage	Cumulative Percentage
1	EXCELLENT	11	91.67	91.67	91.67
2	BEST	01	08.33	08.33	100
3	GOOD	-	-	-	-
4	EVERAGE	-	-	-	-
5	TOTAL	12	100	100	

3 INFRASTRUCTURAL FACILITY



Sr. No.	VALID	Frequency	Percentage	Valid Percentage	Cumulative Percentage
1	EXCELLENT	11	91.67	91.67	91.67
2	BEST	01	08.33	08.33	100
3	GOOD	-	-	-	-
4	EVERAGE	-	-	-	-
5	TOTAL	12	100	100	-

4 FACILITY OF LIBRARY

Sr. No.	VALID	Frequency	Percentage	Valid Percentage	Cumulative Percentage
1	EXCELLENT	11	91.67	91.67	91.67
2	BEST	01	08.33	08.33	100
3	GOOD	-	-	-	-
4	EVERAGE	-	-	-	-
5	TOTAL	12	100	100	-

5 BASIC REQUIREMENT TOILET-WATER


Sr. No.	VALID	Frequency	Percentage	Valid Percentage	Cumulative Percentage
1	EXCELLENT	10	83.34	83.34	83.34
2	BEST	01	08.33	08.33	91.67
3	GOOD	01	08.33	08.33	100
4	EVERAGE	-	-	-	-
	TOTAL	12	100	100	-

6 SPORTS FACILITIES

Sr. No.	Objects	Frequency	Percentage	Valid Percentage	Cumulative Percentage
1	EXXELENT	9	75	75	75
2	BEST	2	16.66	16.66	91.66
3	GOOD	1	08.34	08.34	100
4	EVERAGE	-	-	-	-
5	TOTAL	12	100	-	-

7 FACILITIES OF COMPUTER INTERNET-AUDIO-VIDEO...

Sr. No.	VALID	Frequency	Percentage	Valid Percentage	Cumulative Percentage
1	EXCELLENT	9	75	75	75
2	BEST	2	16.66	16.66	91.66
3	GOOD	01	08.34	08.34	100
4	EVERAGE	-	-	-	-
5	TOTAL	12	100	100	-



8 BEHAVIOUR & CO-OPERATION PROFESSOR. -STUDENTS


Sr. No.	VALID	Frequency	Percentage	Valid Percentage	Cumulative Percentage
1	EXCELLENT	11	91.67	91.67	91.67
2	BEST	01	08.33	08.33	100
3	GOOD	-	-	-	-
4	EVERAGE	-	-	-	-
5	TOTAL	12	100	100	-

9 BEHAVIOUR OF ADMINISTRATIV STAFF-STUDENTS

Sr. No.	VALID	Frequency	Percentage	Valid Percentage	Cumulative Percentage
1	EXCELLENT	10	83.34	83.34	83.34
2	BEST	01	08.33	08.33	91.67
3	GOOD	01	08.33	08.33	100
4	EVERAGE	-	-	-	-
5	TOTAL	12	100	100	-

10 OVER ALL REVIEW ABOUT INSTITUTE

Sr. No.	VALID	Frequency	Percentage	Valid Percentage	Cumulative Percentage
1	EXCELLENT	11	91.67	91.67	91.67
2	BEST	01	08.33	08.33	100
3	GOOD	-	-	-	-
4	EVERAGE	-	-	-	-
5	TOTAL	12	100	100	-



[Signature]
Principal
MAHILA ARTS COLLEGE
VDHYANAGARI, MOTIPURA
HIMATNAGAR, DIST. S.K.

MAHILA ARTS COLLEGE, MOTIPURA, HIMATNAGAR
ALUMNI
FEEDBACK
2018-19

Questionnaire

1	How was the admission process the college? કોલેજમાં પ્રવેશ પ્રક્રિયા કેવી હતી	Excellent	Best	Good	Average
		<input checked="" type="checkbox"/>			
2	How was the academic atmosphere in the college? કોલેજમાં શૈક્ષણિક વાતાવરણ કેવું હતું	Excellent	Best	Good	Average
		<input checked="" type="checkbox"/>			
3	Give Your opinion about the facilities of the college provided to the students? કોલેજ તરફથી વિદ્યાર્થીઓને મળતી સુવિધા વિષે આપનું મંતવ્ય ?	Excellent	Best	Good	Average
			<input checked="" type="checkbox"/>		
4	What is your opinion about library facilities of the college? કોલેજમાં પુસ્તકાલયમાં ઉપલબ્ધ સુવિધાઓ વિષે આપનો અભિપ્રાય ?	Excellent	Best	Good	Average
		<input checked="" type="checkbox"/>			
5	How was the teacher's preparation for lectures? શિક્ષક અધ્યાપકની વ્યાખ્યાન માટેની તૈયારી કેવી હતી ?	Excellent	Best	Good	Average
		<input checked="" type="checkbox"/>			
6	How were the teachers dealing with the students? શિક્ષક અધ્યાપકનો વિદ્યાર્થીઓ સાથેનો વ્યવહાર કેવો હતો ?	Excellent	Best	Good	Average
		<input checked="" type="checkbox"/>			
7	What is your general evaluation of the college? કોલેજમાં સમગ્રલક્ષી મૂલ્યાંકન અંગે આપનો અભિપ્રાય ?	Excellent	Best	Good	Average
			<input checked="" type="checkbox"/>		
8	Were the teachers easily accessible for guidance? શું અધ્યાપકો માર્ગદર્શન માટે સરળતાથી મળી જતા ?	Yes	Not	Sometimes	-
		<input checked="" type="checkbox"/>			
9	Were your lectures delivered regularly? શું તમારા વ્યાખ્યાન નિયમિત રીતે લેવાતા હતા	Yes	Not	Sometimes	-
		<input checked="" type="checkbox"/>			
10	Do you like this feedback form Give rating? ફિડબેક ફોર્મ આપને ગમ્યું? હા તો રેટિંગ આપો.	1	2	3	4
		<input checked="" type="checkbox"/>			<input checked="" type="checkbox"/>

MAHILA ARTS COLLEGE, MOTIPURA, HIMATNAGAR
ALUMNI
FEEDBACK
2019-20

Questionnaire

1	How was the admission process the college? કોલેજમાં પ્રવેશ પ્રક્રિયા કેવી હતી	Excellent	Best	Good	Average
			✓		
2	How was the academic atmosphere in the college? કોલેજમાં શૈક્ષણિક વાતાવરણ કેવું હતું	Excellent	Best	Good	Average
		✓			
3	Give Your opinion about the facilities of the college provided to the students? કોલેજ તરફથી વિદ્યાર્થીઓને મળતી સુવિધા વિષે આપનું મંતવ્ય ?	Excellent	Best	Good	Average
			✓		
4	What is your opinion about library facilities of the college? કોલેજમાં પુસ્તકાલયમાં ઉપલબ્ધ સુવિધાઓ વિષે આપનો અભિપ્રાય ?	Excellent	Best	Good	Average
			✓		
5	How was the teacher's preparation for lectures? શિક્ષક અધ્યાપકની વ્યાખ્યાન માટેની તૈયારી કેવી હતી ?	Excellent	Best	Good	Average
		✓			
6	How were the teachers dealing with the students? શિક્ષક અધ્યાપકનો વિદ્યાર્થીઓ સાથેનો વ્યવહાર કેવો હતો ?	Excellent	Best	Good	Average
		✓			
7	What is your general evaluation of the college? કોલેજમાં સમગ્રલક્ષી મૂલ્યાંકન અંગે આપનો અભિપ્રાય ?	Excellent	Best	Good	Average
			✓		
8	Were the teachers easily accessible for guidance? શું અધ્યાપકો માર્ગદર્શન માટે સરળતાથી મળી જતા ?	Yes	Not	Sometimes	-
		✓			
9	Were your lectures delivered regularly? શું તમારા વ્યાખ્યાન નિયમિત રીતે લેવાતા હતા	Yes	Not	Sometimes	-
		✓			
10	Do you like this feedback form Give rating? ફિડબેક ફોર્મ આપને ગમ્યું? હા તો રેટિંગ આપો.	1	2	3	4
		✓			



મહિલા આર્ટ્સ કોલેજ, વિધાનગરી મોતીપુરા, હિંમતનગર



STUDENT SATISFACTION SURVEY YEAR :- 20 18 20 19

૧. ક્લાસમાં કેટલા ટકા અભ્યાસક્રમ પુરો થાય છે ?

(૧) ૮૫% થી ૧૦૦% (૨) ૭૦ % થી ૮૪% (૩) ૫૫ % થી ૬૯% (૪) ૩૦% થી ૫૪%

૨. અધ્યાપકો ક્લાસમાં કેવી તૈયારી સાથે આવે છે ?

(૧) પુરેપુરી (૨) સંતોષકારક (૩) નબળી તૈયારી (૪) ખબર ન પડે તેવું

૩. અધ્યાપકોની અભિવ્યક્તિ અને અભિગમ કેવો હોય છે ?

(૧) હંમેશા અસરકારક (૨) ક્યારેક અસરકારક (૩) સંતોષકારક (૪) સામાન્ય

૪. અધ્યાપકો દ્વારા આંતરિક મૂલ્યાંકન વાસ્તવિક અને તટસ્થ થાય છે ?

(૧) હંમેશા વ્યવસ્થિત (૨) ક્યારેક તટસ્થ (૩) ક્યારેક જ તટસ્થ (૪) ક્યારેક તટસ્થ નહીં

૫. સંસ્થા વિદ્યાર્થીઓના કાર્યક્ષેત્ર તેમજ આદાન-પ્રદાનમાં સક્રિય રસ ધરાવે છે ?

(૧) નિયમિત રીતે (૨) વારંવાર (૩) ક્યારેક (૪) ક્યારેક જ

૬. સંસ્થા તમારા વિકાસ અને શિક્ષણ માટે વિવિધ તકો પુરી પાડે છે ?

(૧) ચોક્કસ રીતે સંમત (૨) સંમત (૩) ક્યારેક જ (૪) અસહમત

૭. સંસ્થા વિદ્યાર્થીઓને ધ્યાનમાં રાખી શૈક્ષણિક અને પ્રાયોગિક પદ્ધતિઓ અપનાવે છે ?

(૧) ખૂબ જ કરે છે (૨) કરે છે (૩) ક્યારેક ક્યારેક (૪) બહુ જ ઓછો

૮. અધ્યાપકો તમને સહઅભ્યાસિક પ્રવૃત્તિઓમાં લાગ લેવા પ્રોત્સાહિત કરે છે ?

(૧) ચોક્કસ પણે સંમત (૨) સંમત (૩) ક્યારેક જ (૪) અસહમત

૯. સંસ્થા દ્વારા તમારામાં યોગ્ય આવડતો વિકસે અને તેમને રોજગાર મળે તે માટે તૈયાર કરે છે ?

(૧) ખૂબ જ કરે છે (૨) કરે છે (૩) ક્યારેક ક્યારેક (૪) બહુ જ ઓછો

૧૦. અધ્યાપકો વર્ગમાં ભણાવતી વખતે આઈ.સી.ટીનો ઉપયોગ કરે છે?

(૧) સારા પ્રમાણમાં (૨) મધ્યમ (૩) જરૂરિયાત મુજબ (૪) નહિવત

૧૧. અધ્યાપકો તમારી શક્તિઓને ઓળખીને તે અનુસાર તમને મદદ કરે છે?

(૧) ચોક્કસ કરે છે (૨) કરે છે (૩) થોડી થોડી (૪) થોડીક જ



મહિલા આર્ટ્સ કોલેજ, વિધાનગરી મોતીપુરા, હિંમતનગર



STUDENT SATISFACTION SURVEY YEAR :- 20 19 20 20

૧. ક્લાસમાં કેટલા ટકા અભ્યાસક્રમ પુરો થાય છે ?

(૧) ૮૫% થી ૧૦૦% (૨) ૭૦ % થી ૮૪% (૩) ૫૫ % થી ૬૯% (૪) ૩૦% થી ૫૪%

૨. અધ્યાપકો ક્લાસમાં કેવી તૈયારી સાથે આવે છે ?

(૧) પુરેપુરી (૨) સંતોષકારક (૩) નબળી તૈયારી (૪) ખબર ન પડે તેવું

૩. અધ્યાપકોની અભિવ્યક્તિ અને અભિગમ કેવો હોય છે ?

(૧) હંમેશા અસરકારક (૨) ક્યારેક અસરકારક (૩) સંતોષકારક (૪) સામાન્ય

૪. અધ્યાપકો દ્વારા આંતરિક મૂલ્યાંકન વાસ્તવિક અને તટસ્થ થાય છે ?

(૧) હંમેશા વ્યવસ્થિત (૨) ક્યારેક તટસ્થ (૩) ક્યારેક જ તટસ્થ (૪) ક્યારેક તટસ્થ નહીં

૫. સંસ્થા વિદ્યાર્થીઓના કાર્યક્ષેત્ર તેમજ આદાન-પ્રદાનમાં સક્રિય રસ ધરાવે છે ?

(૧) નિયમિત રીતે (૨) વારંવાર (૩) ક્યારેક (૪) ક્યારેક જ

૬. સંસ્થા તમારા વિકાસ અને શિક્ષણ માટે વિવિધ તકો પુરી પાડે છે ?

(૧) ચોક્કસ રીતે સંમત (૨) સંમત (૩) ક્યારેક જ (૪) અસહમત

૭. સંસ્થા વિદ્યાર્થીઓને ધ્યાનમાં રાખી શૈક્ષણિક અને પ્રાયોગિક પદ્ધતિઓ અપનાવે છે ?

(૧) ખૂબ જ કરે છે (૨) કરે છે (૩) ક્યારેક ક્યારેક (૪) બહુ જ ઓછો

૮. અધ્યાપકો તમને સહઅભ્યાસિક પ્રવૃત્તિઓમાં ભાગ લેવા પ્રોત્સાહિત કરે છે ?

(૧) ચોક્કસ પાછો સંમત (૨) સંમત (૩) ક્યારેક જ (૪) અસહમત

૯. સંસ્થા દ્વારા તમારામાં યોગ્ય આવડતો વિકસે અને તેમને રોજગાર મળે તે માટે તૈયાર કરે છે ?

(૧) ખૂબ જ કરે છે (૨) કરે છે (૩) ક્યારેક ક્યારેક (૪) બહુ જ ઓછો

૧૦. અધ્યાપકો વર્ગમાં ભણાવતી વખતે આઈ.સી.ટીનો ઉપયોગ કરે છે ?

(૧) સારા પ્રમાણમાં (૨) મધ્યમ (૩) જરૂરિયાત મુજબ (૪) નહિવત

૧૧. અધ્યાપકો તમારી શક્તિઓને ઓળખીને તે અનુસાર તમને મદદ કરે છે ?

(૧) ચોક્કસ કરે છે (૨) કરે છે (૩) થોડી થોડી (૪) થોડીક જ